

# Commit Forecasting Workshop

# Blueprint

## Forecast with Confidence

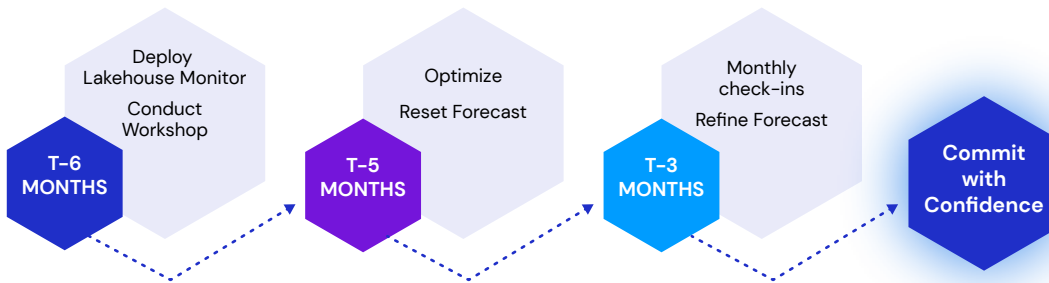
Considering reserved instances or budgeting for your next renewal?

The Lakehouse Monitor powered by Blueprint gives you granular visibility into Databricks costs and performance to forecast with confidence.


## Workshop Goals

- Analyze and accurately report Databricks historical cost consumption
- Right-size your commitment for reserved instances to maximize discounts
- Identify opportunities to optimize cost and performance

## How it Works



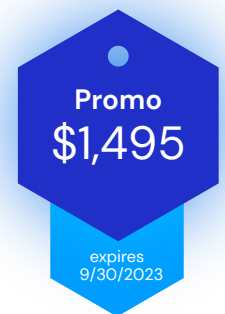
<b>DAY 0</b>	• Customer completes discovery questionnaire
<b>DAY 1</b>	• Stakeholder interviews to discover current vs. future state • Identify anticipated changes and consumption objectives • <b>Deliverable:</b> Deploy and configure Lakehouse Monitor
<b>DAY 2</b>	• Collect historical billing data over one-year time horizon • Analyze cost trends and growth initiatives • Generate enhanced forecast • <b>Deliverable:</b> Lakehouse Consumption Forecast document
<b>DAY 1-30</b>	• Lakehouse Monitor runs for 30 days to collect telemetry data for analysis
<b>DAY 31</b>	• <b>Deliverable:</b> Detailed Performance Report, including recommended optimization strategies



## Lakehouse Monitor Delivers:

- Granular visibility into your Databricks utilization and costs
- Automated analysis of costs and performance by workspace, pipeline, job, or line of code
- Insights into levers that impact cost and performance
- Clarity on how to prioritize your team's work
- Justification for costs to specific teams, services, and products to track ROI

## Workshop Pricing



Get it now.